

# Liebert®GXT4™

Intelligent, Reliable UPS Solution

700VA - 3kVA



For robust UPS protection up to 3kVA, the Liebert GXT4 UPS provides industry leading features in a compact design:

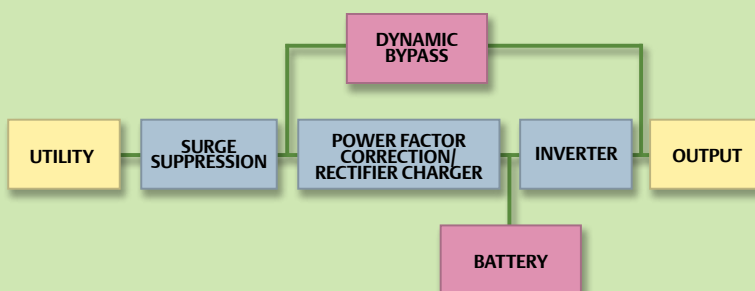
- Active Eco-Mode delivers best-in-class efficiency of up to 97% without compromising availability
- Two Programmable Outlets: can be programmed for load shedding and sequential restart if the UPS is in overload or when selected backup time remains
- User replaceable, hot-swappable batteries
- On-line design means zero transfer time. When utility power fails, your critical load remains supported by a seamless flow of power
- Array of value added accessories bundled with standard unit
- Automatic Frequency Sensing: the UPS automatically adjusts to the input frequency, 50Hz or 60Hz
- Mounting Flexibility: rack rails and tower supports included
- Intelligent Communications: DCIM and BMS ready

Increases in data center density require reliable and high performance power systems for maximum availability. In the area of critical power, organization require a dynamic power solution that gives the flexibility while lowering total cost of ownership.

Introducing the Liebert® GXT4™, a true on-line UPS that delivers continuous, high-quality AC power to connected equipment with no interruption when transferring to battery. It protects equipment from virtually all power disturbances caused by blackouts, brownouts, sags, surges or noise interference.



#### On-line and Double Conversion UPS for Best in Protection



ENERGY® STAR  
Certified UPS models

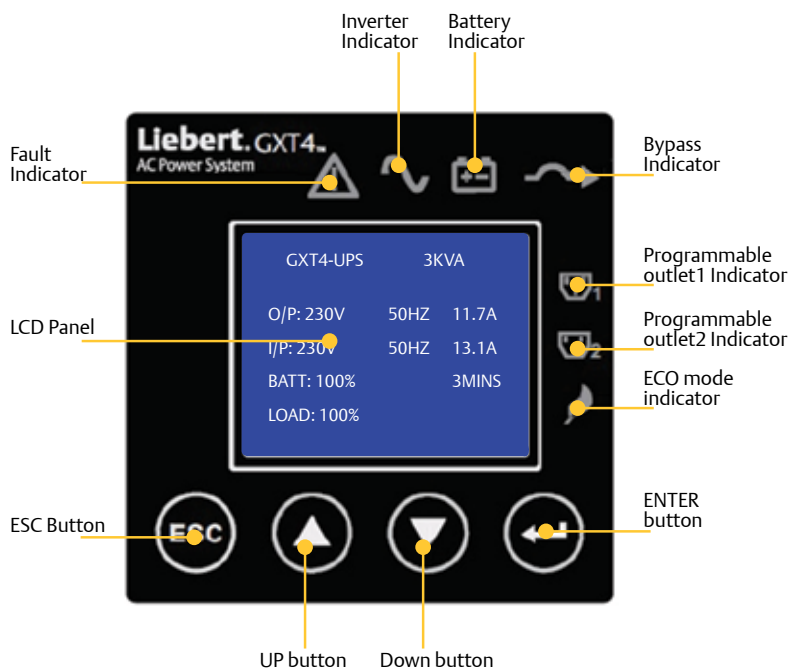
## The Proven Reliability Of True On-Line Power With The Features You Need Most

The Liebert® GXT4™ provides maximum resiliency & power protection so businesses can easily adapt to changing capacity demands.

### Liebert® GXT4™ UPS includes:

- Power factor correction
- Internal batteries
- Frequency conversion
- Internal automatic bypass for protection against adverse conditions
- Manual bypass capability
- Support for up to six external battery cabinets

## Intuitive and Intelligent Operation




- **Intuitive LCD Screen** - easy-to-follow menu structure for UPS configuration and control.
- **Optimized UPS Monitoring and Control** - up to 6-lines of texts providing more UPS details in just one single view.
- **UPS Programming On-Demand** - no need to run configuration programs to adjust UPS parameters. LCD screen allows for straight-forward UPS programming eliminating the need for a laptop on-site.
- **Efficient UPS Troubleshooting** - LCD screen shows up the exact UPS fault or operation status which helps user respond quickly to assess and clear fault.

The Liebert® GXT4™ UPS requires just a slim 2U of rack space, but provides the capabilities often found only in larger systems. Get up to 3kVA of capacity and battery backup. External battery cabinets may be added for extended run time

*Liebert® GXT4™ UPS is a true on-line power source, which means power is always being conditioned and supplied to the connected device(s), whatever the quality of power coming in, a pure sinewave output results to ensure equipment is protected*

### The Protection You Need from Damaging Power Problems



**Always Protected!  
Pure Sinewave**

## High Availability:

- **Advance Early Warning of UPS System Status** - multiple audible and visual alarms immediately alert you to critical issues
- **3-11 minutes of Battery Backup Time at Full load** - provides ample time for an orderly shutdown. Optional matching external battery cabinets offer additional backup time
- **Periodic Battery Testing** - provides automatic and manual self-diagnostic battery testing for peace of mind to indicate if the battery is healthy
- **Replaceable Hot Swappable Batteries** - easy to replace batteries to protect your investment by extending the product life
- **Power-Factor Correction** - prevents noise, harmonics and distortion from being passed on to connected loads or from being fed back to the utility
- **Intelligent Battery Charging** - includes efficient three-stage charging technique and comprehensive discharging protection that extends battery life
- **Input Circuit Breaker** Provides increased protection to ease recovery from overloads
- **Lightning and Surge Protection** - the transient voltage surge suppression (TVSS) circuitry inside Liebert GXT4 UPS provides additional protection for the connected equipment

## Low Total Cost Of Ownership:

- **High Output Power** - Liebert GXT4 UPS rated output power factor of up to 0.9 better matches switch-mode power supplies used in today's IT equipment, providing more efficient utilization of the UPS
- **Active Eco Mode** - connected equipment can be powered through the bypass while the inverter remains idle, reducing electricity consumption while raising efficiency up to 97% without compromise
- **Wide Input Voltage Window** - prolongs battery life by allowing the UPS to maximize the use of utility power before transferring to battery when input voltage exceeds specified limits
- **Intelligent Fan Operation** - automatically changes rotation speed depending on system requirements to decrease power consumption and noise
- **Arrays of Accessories with Standard Model** - extended amount of accessories bundled with standard model such as rail kit, IS-webcard, etc. saves capital expenses

## Multiple Choices For Communication, Shutdown And Reporting

### SNMP And Web-Based Communication Options

Liebert IntelliSlot Web Card provides SNMP (including SNMPv3), IPv.6 and web-based management to your Liebert GXT4 UPS. It provides the ability to monitor and control your UPS from your network management system or any PC running Microsoft Internet Explorer.

- Sends both SNMP traps and emails for event notification and automatically emails a daily UPS history
- Auto-senses 10M/100M Ethernet

### The Liebert GXT4 UPS is also fully compatible with:

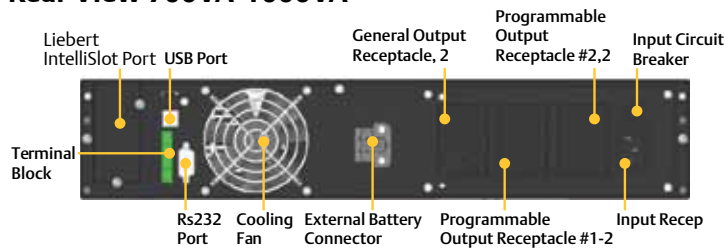
- Liebert Multilink™ shutdown software (included with the Liebert GXT4 UPS)
- Liebert Nform™ monitoring software
- Liebert Multiport multiplexing unit
- Liebert Intelli Relay Interface Card
- Liebert SiteScan™
- Trellis™ Platform
- USB Communications

## Optional Liebert MicroPOD Output Distribution and Maintenance Bypass Module

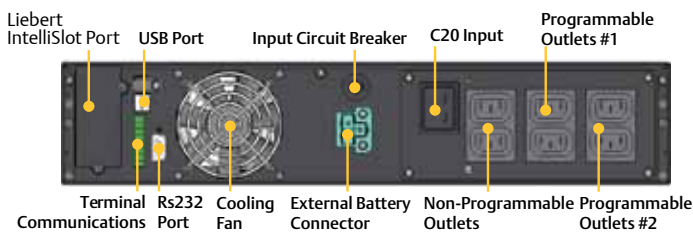
When your computer system can't be without power, even for scheduled UPS maintenance, the Liebert MicroPOD Maintenance Bypass and Output Distribution Unit ensures continuous uptime. It allows you to manually transfer connected equipment to utility power via a maintenance bypass switch, permitting scheduled service or UPS replacement without the need to shut down connected equipment. Features include:

- 2U height minimizes rack space requirements
- Easy plug-and-play installation

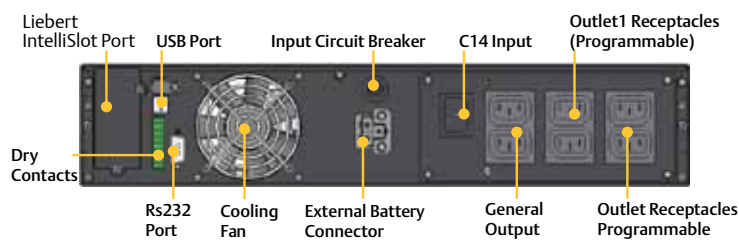
## Rear View 700VA-1000VA



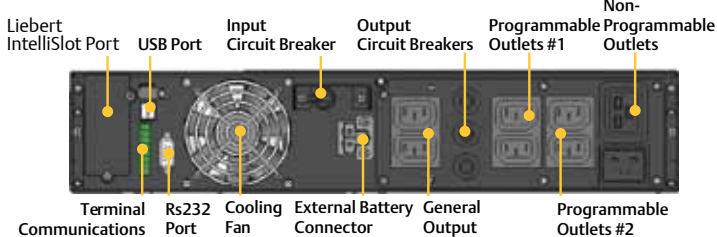
## Rear View 2000VA



## Rear View 1500VA



## Rear View 3000VA



*While today's smaller, rack-based UPS system offer relatively trouble-free operation, the growing criticality of the systems they support has increased the cost of downtime. As a result, the need to maintain these smaller UPS systems is increasingly important.*

### ■ Extended Warranty

Choose additional of 1-yr or 3-yr warranty on top of the 2-yr standard warranty for worry free maintenance and total peace of mind.

### ■ Start-up

On-site system start up by a certified Emerson Network Power Customer Engineer assures confidence that the equipment is up and running at optimum performance

### ■ Preventive maintenance

Regular visits by an Emerson Network Power Customer Engineer guarantees higher reliability and availability

### ■ On-site service

Should you experience a problem, we will dispatch a certified Emerson Network Power Customer Engineer to repair or replace your equipment. Response guaranteed.





# Battery Runtime Chart

## External Battery Specification

Model Number	GXT4-48VBATT GXT4-48VBATTE	GXT4-72VBATT GXT4-72VBATTE
Used with UPS Model	GXT4-700RT230,GXT1000RT230 GEXT-1500RT230, GXT4-2000RT230	GXT4-3000RT230
Dimensions: H x W x D, mm(in)		
Unit (with bezel)	85(2U) x 430 x 497.7 (3.3 x 16.9 x 19.7)	85 (2U) x 430 x 602 (3.3 x 16.9 x 23.6)
Weight: kg (lb)		
Unit	32 (70.5)	42 (92.6)
Battery Parameters		
Type	Valve-regulated, non-spillable, lead acid	
Quantity x V	2 x 4 x 12V x 9.0Ah	2 x 6 x 12V x 9.0Ah
Environmental		
Operating Temp, °C (°F)	0 to 40 (32 to 104)	
Storage Temp, °C (°F)	-15 to 50 (5 to 122)	
Relative Humidity	0-95% non-condensing	
Operating Elevation	Up to 3000m (10,000 ft.) at 40°C (104°F) 15000m (50,000 ft.) maximum	
Agency		
Safety	IEC/EN/AS 62040-1:2008, GS mark	
Transportation	FCC PART 15, Class A=CISPR22 Class A	
Safety	IEC62040-2 2nd Ed.:2006	
Transportation	ISTA Procedure 1E	

## Internal Battery

Load (%)	700VA	1kVA	1.5kVA	2kVA	3kVA
10	105	91	112	81	91
20	62	38	51	37	39
30	37	31	34	23	23
40	32	23	23	16	16
50	27	17	18	12	12
60	22	14	14	9	9
70	18	11	11	7	7
80	15	9	9	5	5
90	13	8	7	4	4
100	11	6	6	3	3

The times above are approximate. They are based on new, fully charged standard batteries at a temperature of 25°C with 100% resistive UPS loading. The listed run times can vary by ±5% because of manufacturing variances of the batteries.

### Internal Battery +1 External Battery Cabinet

Load (%)	700VA	1kVA	1.5kVA	2kVA	3kVA
10	427	334	330	222	302
20	303	166	160	137	139
30	164	138	128	94	95
40	145	108	97	66	66
50	126	92	72	49	48
60	106	72	54	39	41
70	94	56	46	34	34
80	78	48	38	28	27
90	69	40	34	23	23
100	61	37	31	20	21

### Internal Battery +2 External Battery Cabinet

Load (%)	700VA	1kVA	1.5kVA	2kVA	3kVA
10	408	457	447	426	431
20	434	333	315	201	205
30	329	224	186	149	150
40	273	166	151	124	124
50	203	151	131	97	97
60	164	135	107	75	76
70	153	113	92	61	63
80	142	103	74	50	50
90	131	92	64	41	45
100	121	78	53	38	41

### Internal Battery +3 External Battery Cabinet

Load (%)	700VA	1kVA	1.5kVA	2kVA	3kVA
10	480	480	467	451	455
20	461	442	424	322	325
30	439	337	311	195	196
40	345	305	199	154	155
50	323	208	160	136	136
60	300	166	146	111	112
70	213	155	131	96	98
80	189	144	111	78	79
90	163	132	99	68	70
100	156	122	83	56	60

### Internal Battery +4 External Battery Cabinet

Load (%)	700VA	1kVA	1.5kVA	2kVA	3kVA
10	480	480	480	466	408
20	480	460	444	421	423
30	458	436	340	306	307
40	442	340	309	192	192
50	425	315	205	157	157
60	336	218	165	142	143
70	319	195	153	127	128
80	301	165	141	107	109
90	213	156	130	95	97
100	197	147	112	80	81

### Internal Battery +5 External Battery Cabinet

Load (%)	700VA	1kVA	1.5kVA	2kVA	3kVA
10	480	480	480	480	480
20	480	467	457	438	440
30	465	447	431	331	332
40	452	428	333	224	225
50	438	341	307	189	189
60	425	320	208	158	159
70	344	227	167	146	147
80	329	208	158	133	135
90	315	189	148	120	122
100	301	164	139	104	106

### Internal Battery +6 External Battery Cabinet

Load (%)	700VA	1kVA	1.5kVA	2kVA	3kVA
10	480	480	480	480	480
20	480	480	466	450	452
30	480	458	444	420	421
40	462	442	422	319	319
50	451	426	328	217	217
60	440	341	305	486	487
70	428	323	209	159	160
80	368	306	184	148	150
90	336	217	161	137	139
100	325	201	153	126	128

## Technical Specifications

Parameters	GXT4-700RT230*	GXT4-1000RT230*	GXT4-1500RT230*	GXT4-2000RT230*	GXT4-3000RT230*
Rating	700VA/630W	1000VA/900W	1500VA/1350W	2000VA/1800W	3000VA/2700W
Input AC					
Voltage Range (typical)	230VAC nominal; variable based on output load				
Frequency Range	40Hz ~ 70Hz; Auto Sensing				
Input Power Receptacle	C14			C20	
Mechanical Parameters					
Dimensions: H x W x D mm (in)	85 (2U) x 430 x 408 (3.4 x 16.9 x 16.2)		85 (2U) x 430 x 497 (3.3 x 16.9 x 19.6)		85 (2U) x 430 x 602 (3.3 x 16.9 x 23.7)
Weight: kg (lb)	18.2 (40)		23.2 (51.1)	25.5 (56.1)	32.4 (71.4)
Output AC					
Voltage	200/208/220/230/240VAC (user configurable); ±3%				
Frequency	50Hz or 60Hz				
Waveform	Pure Sinewave				
Mains (AC) Mode Overload	The inverter shall be capable of supplying current and voltage for overloads exceeding 100%, and 105-130% for 1 minute, 131-150% 10 seconds, 151-200% for 1 seconds, and up to >200% for 5 cycles of full load current.				
Charger Current, Amperes	1.3		1.88	2.71	2.5
Output Receptacles	C13 x 6				C13 x 6; C19 x 1
Environment Parameters					
Operating Temp	0°C to +40°C (+32°F to 104°F)				
Storage Temp	-15°C to +50°C (5°F to 122°F)				
Operating Elevation	Up to 3000m (10,000 ft.) at 25°C (77°F) without derating				
Audible Noise	< 46 dBA at 1 meter(3.2ft) from the rear; < 43dBA, at 1 meter (3.2 ft) from the front or side		< 45 dBA at 1 meter (3.2ft) from the rear;< 46dBA, at 1 meter (3.2 ft) rear	< 48 dBA at 1 meter(3.2ft) from the rear; < 48dBA, at 1 meter (3.2 ft) rear	
Battery					
Type	Valve-regulated, non-spillable, lead acid				
Qty x V x Rating	4 x 12V x 5.0Ah		4 x 12V x 9.0Ah		6 x 12 x 9.0Ah
Recharge Time	3 hours to 90% capacity after full discharge with 100% load till UPS auto-shutdown(Internal Batteries Only)		4 hours	3 hours	
Agency					
Safety	IEC/EN/AS 62040-1:2008, GS MARK				
RFI/EMI	IEC/EN/AS 62040-2 2nd Ed. ( Category C2) = CISPR22 Class A				
Surge Immunity	IEC/EN 62040-2 2nd Ed ( IEC/EN 61000-4-5)				

\* Standard model includes the Rail kit for UPS and battery models

\*\* Specifications are subject to change without any prior notification

## About Emerson Network Power

*Emerson Network Power, a business of Emerson (NYSE:EMR), delivers software, hardware and services that maximize availability, capacity and efficiency for data centers, healthcare and industrial facilities. A trusted industry leader in smart infrastructure technologies, Emerson Network Power provides innovative data center infrastructure management solutions that bridge the gap between IT and facility management and deliver efficiency and uncompromised availability regardless of capacity demands. Our solutions are supported globally by local Emerson Network Power service technicians. Learn more about Emerson Network Power products and services at [www.EmersonNetworkPower.Asia](http://www.EmersonNetworkPower.Asia)*

## Emerson Network Power Asia

### Australia

T: 1800-065345  
F: 61-2-97810252

### Indonesia

T: 62-21-2513003  
F: 62-21-2510622

### Japan

T: 81-3-54038564  
F: 81-3-54032919

### Korea

T: 82-2-34831500  
F: 82-2-5927886

### Malaysia

T: 603-78845000  
F: 603-78845188

### New Zealand

T: 64-3-3392060  
F: 64-3-3392063

### Pakistan

T: 92-42-36622526 to 28  
F: 92-42-36622530

### Philippines

T: 63-2-7207400  
F: 63-2-6203693

### Singapore

T: 65-64672211  
F: 65-64670130

### Thailand

T: 66-2-6178260  
F: 66-2-6178277 to 78

### Vietnam

T: 84-4-37628908  
F: 84-4-37628909

## Stay connected:



**Marketing.AP@emerson.com**  
**[www.EmersonNetworkPower.Asia](http://www.EmersonNetworkPower.Asia)**

While every precaution has been taken to ensure accuracy and completeness herein, Emerson Network Power assumes no responsibility, and disclaims all liability, for damages resulting from use of this information or for any errors or omissions. Specifications are subject to change without notice.

Emerson Network Power and Liebert® are trademarks of Emerson Electric Co. or one of its affiliated companies. All other names and logos referred to are trade names, trademarks, or registered trademarks of their respective owners. ©2015 Emerson Electric Co. API5DPG-GXT4 7to3kva V1-BR

**EMERSON. CONSIDER IT SOLVED.™**